

Owain's Hat

YARN: DK-weight

NEEDLES: U.S. size #3 or #4 cap-length circular, and double-points for finishing.

Cast on 96 sts. Join to knit in the round.

RNDS 1-10: Work K2, p2 ribbing for 10 rounds.

RNDS 11 - 16: Refer to CHART A — *Read charts from bottom to top and right to left.* Repeat each chart row 12 times in each round. This chart is worked as k6, p2 in pattern. The chart squares that contain dots are purled.

RNDS 17 - 21: Work K2, p2 ribbing for 5 rounds.

RNDS 22 - 37: Refer to CHART B — Repeat each chart row 12 times in each round. This chart is worked in stockinette stitch in pattern.

RNDS 38 - 48: Refer to CHART C — Repeat each chart row 8 times in each round. This chart is worked in a k2, p2 ribbing. Each stair-step on the chart symbolize a k2tog decrease — the last column of sts are included in the decreases. Stay in pattern while doing the decreases.

Finish by working I-cord for 4 rows on the last 4 sts.



CHART A

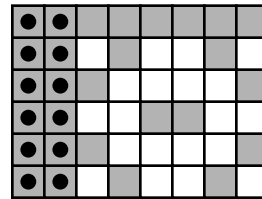


CHART B


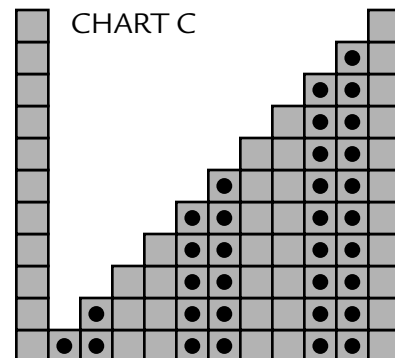


CHART C



This is an A TIME TO KNIT pattern designed for Shepherd's Moon, Ellen Roberts, owner



© 2006 Katherine Misegades
www.shepherdsmoon.co.uk